


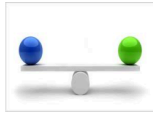




LESSON 1: HANDOUT Introduction to Bridge

Student Notes

<p>INTRODUCTION TO BRIDGE - General Play</p> <p>The first card played is called the opening lead.</p> <p>The aim of the game is to take as many tricks as possible</p> <p>A trick is 4 cards, one contributed by each player in turn</p> <p>Play progresses clockwise round the table</p> <p>Every player must follow suit (play a card of the suit first led) if he can. If he has none of that suit he discards from another suit.</p> <p>The card with the highest value in the suit that was initially led wins the trick.</p> <p>Play progresses clockwise round the table</p> 	<p>INTRODUCTION TO BRIDGE - Value of Honour Cards</p> <p>Count your High Card Points (HCP)</p> <p>Ace A = 4 points King K = 3 points Queen Q = 2 points Jack J = 1 point</p> <p>Each suit total = 10 points Each deal total = 40 points</p> 																										
<p>INTRODUCTION TO BRIDGE - Balanced Hand has</p> <p>No void No singleton No more than one doubleton</p> <p>Shape can be</p> <table border="0"> <tr> <td>4,3,3,3</td> <td>4,4,3,2</td> <td>2,3,3,5</td> </tr> <tr> <td>e.g.</td> <td>e.g.</td> <td>e.g.</td> </tr> <tr> <td>♠ A 9 7 3</td> <td>♠ A 9 7 3</td> <td>♠ A 8</td> </tr> <tr> <td>♥ Q 9 6</td> <td>♥ Q 9 6 2</td> <td>♥ Q 9 6</td> </tr> <tr> <td>♦ K T 5</td> <td>♦ K T 5</td> <td>♦ K T 5</td> </tr> <tr> <td>♣ A Q 3</td> <td>♣ A 3</td> <td>♣ A J T 9 3</td> </tr> </table> 	4,3,3,3	4,4,3,2	2,3,3,5	e.g.	e.g.	e.g.	♠ A 9 7 3	♠ A 9 7 3	♠ A 8	♥ Q 9 6	♥ Q 9 6 2	♥ Q 9 6	♦ K T 5	♦ K T 5	♦ K T 5	♣ A Q 3	♣ A 3	♣ A J T 9 3	<p>INTRODUCTION TO BRIDGE - Examples</p> <table border="0"> <tr> <td>♠ K 7 3</td> <td>♠ A 9 3</td> </tr> <tr> <td>♥ T 9 6 2</td> <td>♥ A K J T</td> </tr> <tr> <td>♦ K Q 5 4</td> <td>♦ 6</td> </tr> <tr> <td>♣ 9 3</td> <td>♣ A K 9 5 2</td> </tr> </table> <p>How many High Card Points? 8 HCP How many High Card Points? 19 HCP</p> <p>Balanced or unbalanced? Balanced or unbalanced?</p> <p>Balanced Unbalanced</p>   	♠ K 7 3	♠ A 9 3	♥ T 9 6 2	♥ A K J T	♦ K Q 5 4	♦ 6	♣ 9 3	♣ A K 9 5 2
4,3,3,3	4,4,3,2	2,3,3,5																									
e.g.	e.g.	e.g.																									
♠ A 9 7 3	♠ A 9 7 3	♠ A 8																									
♥ Q 9 6	♥ Q 9 6 2	♥ Q 9 6																									
♦ K T 5	♦ K T 5	♦ K T 5																									
♣ A Q 3	♣ A 3	♣ A J T 9 3																									
♠ K 7 3	♠ A 9 3																										
♥ T 9 6 2	♥ A K J T																										
♦ K Q 5 4	♦ 6																										
♣ 9 3	♣ A K 9 5 2																										
<p>SUMMARY - What You Have Learned</p> <ul style="list-style-type: none"> • Basic bridge terms & their meaning e.g. high card points, winning tricks, a trump suit, ruffing • how to evaluate your hand counting high card points • that bridge is a partnership game • who is the opener & responder, declarer & dummy, and who are the defenders • the difference between balanced and unbalanced hands • that the trump suit beats other suits • as declarer, how to make a simple plan to win the tricks you need. 	<p>Additional Material</p> <ul style="list-style-type: none"> • New to Trick Based Card Games? Try MiniBridge Part 1 - short videos. (No need to register for either Part or Part 2) • Guidelines on how to play cards better - again short videos. Try MiniBridge Part 2 • Maybe you'll like P Hollands longer videos, Learn to Play Bridge (42mins) 																										

LESSON 1: Introduction to Bridge Quiz ♠♥♦♣

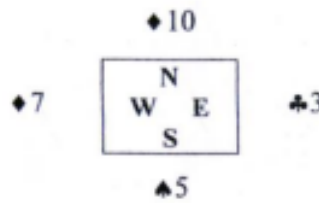
1 Which card is denoted by the letter "K"? King
And which by the letter "J"? Jack

2 Write down the names of these cards
♠Q Queen Spades ♥A Ace Hearts ♦T Ten Diamonds ♣J Jack Clubs

3 Clubs are trumps. West has just won a trick, and leads a club in the first example, and a diamond in the second example of hands below. You can see all 4 cards played. Who has won the trick in each hand?



South



East (ruffs with 3 of clubs)

4 This time we are playing the same hands but in No Trumps. Who has won this time?

South

North

5 What is the point count of these hands?
Are they balanced or unbalanced hands?

- a) ♠K Q 3 17 HCP
♥A K T 8 7 Balanced
♦A J 6
♣9 2
- b) ♠A J 9 3 13 HCP
♥T 8 7 6 Unbalanced – you have a singleton
♦8
♣A K J 6
- c) ♠K Q 9 7 5 12 HCP
♥Q J Unbalanced – you have 2 doubletons
♦7 3
♣A 7 4 3

6 Write down the order of ranking of the suits including NT

No Trumps - highest ranking

Spades

Hearts

Diamonds

Clubs - lowest ranking

7 If I win the Auction with a bid of 5 Diamonds, how many tricks does that mean I have to win To make my contract?

I contract to make 5 (that is to take 11 tricks) with Diamonds as trumps

8 What do these words mean?

a) Declarer Is the player who plays the contract

b) Responder Is the Opening bidder's partner

c) Dummy Is Declarer's partner. He puts his hand down after the opening lead.

d) Void Means that a hand contains no cards in a suit.

Homework

1. Which suits are the Majors?

- (a) Spades & Hearts ♠ ♥
- (b) Diamonds & Clubs ♦ ♣

2. The Opener is

- (a) The first player at the table to make a bid other than Pass
- (b) The player who makes the first bid

3. What do you need to bid game?

- (a) 25+pts
- (b) 27+pts

4. The Opening lead should always be

- (a) Turned face-down on the table until partner gives the OK
- (b) Played by the Opener

5. What do you need to choose a trump suit?

- (a) Fit of 8+ cards
- (b) Fit of 7+ cards
- (c) Fit of 6+ cards

6. Cards should be played

- (a) In a neutral even-handed manner and placed for all to see
- (b) In a dramatic manner to draw partner's attention to what is in your hand

7. When do you bid a contract in No Trumps?

- (a) When you have no fit in a suit
- (b) When you have 25+pts

8. The Dealer gets the first chance to bid

- (a) TRUE
- (b) FALSE

9. If you Pass in the auction you can still bid again

- (a) TRUE
- (b) FALSE

10. What is the minimum number of tricks you need to make a contract?

- (a) 7 tricks
- (b) 6 tricks

ANSWERS: If you answered (a) to all questions you are 100% correct.